

Dear Parent,

Teachers throughout the district are utilizing the Canvas Learning Management System (Canvas-LMS) so the district is launching guardian access to Canvas and promoting use of the **Canvas Parent App**. If you need support, email LMS@everettsd.org

Parent App feature highlights

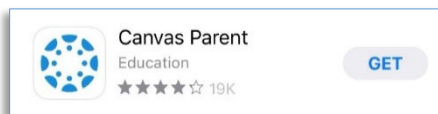

- See all children and courses where Canvas is in use
- View upcoming or past Canvas assignments by course or week.
- Opt-in for alerts regarding Canvas missing work

Getting started – find the app for your Android or IOS device

Parents can use the Canvas Parent App on Android devices using Android 5.0 or later and iOS devices using iOS 10.0 or later.

[ANDROID Directions](#)

[IOS Directions](#)



Then 1, 2, 3 and you will have it on your device.

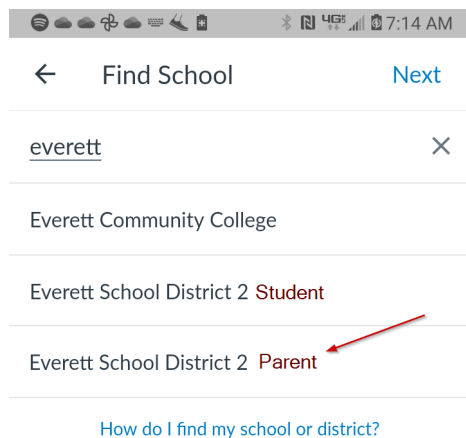
1. Open the Canvas Parent app, tap the Find My School
2. Select **Everett School District 2**
3. User your LMS username and password

This user name and password is the same you use for gradebook, Home Access Center, District Website, and District App. Contact lms@everettsd.org for password assistance


1



2



3



How it works

Once you log into the app – you will see your child's name. If you have multiple students, you will see an arrow to find a list of your children.

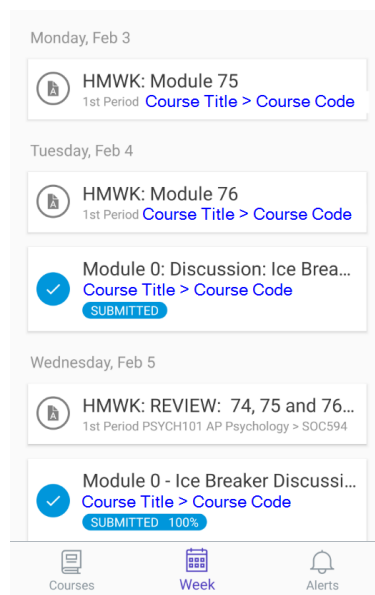


See Courses titles and teachers using Canvas



- Click on course title to see assignments
- Ignore period title and overall grades which only show assignments graded in Canvas
- [Link to Gradebook](#) to see actual course grade

See **Week** view of assignments



- All assignments across Canvas courses due on a given day
- Click on assignments to see directions
- Some links will be student access only

Once logged in to the Canvas Parent App.

You will have the option to navigate between each child's view and set alerts. Features are being added all the time.

For more information check out the Canvas Guide: [What is the Canvas Parent app?](#)